



### District Report Card: 2017


<b>State:</b> Arunachal Pradesh	<b>District:</b> East Kameng
<b>Class:</b> 5	<b>Subject:</b> Language
<b>Schools:</b> 56	<b>Students:</b> 607


### Participation/Coverage


#### Students

<b>GENDER</b> 	Boys		Girls	
	Number	%	Number	%
	292	48.11	315	51.89

<b>AREA</b> 	Rural		Urban	
	Number	%	Number	%
	379	62.44	228	37.56

<b>CATEGORY</b> 	SC		ST		OBC		GEN	
	Number	%	Number	%	Number	%	Number	%
	1	0.16	562	92.59	4	0.66	40	6.59

<b>CWSN</b> 	LD	VI	HI	S&LD	ID	Oth
	0	3	2	3	0	4

<b>Management</b> 	Government		Government-aided	
	Number	%	Number	%
	442	72.82	165	27.18

### Average Performance of Students in Language (%)

Overall	Gender		Area		Management		Social Group			
	Male	Female	Rural	Urban	Govt.	Aided	SC	ST	OBC	GEN
45.02	46.12	44.00	46.51	42.54	42.17	52.65	20.00	45.71	53.33	35.17

## Performance on Learning Outcomes (LOs)

Learning Outcomes	Description	Average Performance(%)
L504	Reads and comprehends independently storybooks, news items/ headlines, advertisements etc.	43.29
L508	Reads text with comprehension, locates details and sequence of events	45.88

Range of Performance of Students who Answered Correctly							
Below 30%		30% - 50%		50% - 75%		Above 75%	
Number	%	Number	%	Number	%	Number	%
181	29.82	197	32.45	160	26.36	69	11.37

## Lowest Performing Learning Outcomes (LOs)

- 1 - Reads and comprehends independently storybooks, news items/ headlines, advertisements etc. (43.29)
- 2 - Reads text with comprehension, locates details and sequence of events (45.88)